

Lecture 9: Deadlock

601.418/618 Operating Systems

David Hovemeyer

February 18, 2026

Agenda

- ▶ Deadlocks
- ▶ Dining philosopher's problem
- ▶ Resource allocation graphs
- ▶ Preventing or mitigating deadlocks

Acknowledgments: These slides are shamelessly adapted from [Prof. Ryan Huang's Fall 2022 slides](#), which in turn are based on [Prof. David Mazières's OS lecture notes](#).

Deadlock

Synchronization is a live gun

- ▶ We can easily shoot ourselves in the foot
- ▶ Incorrect use of synchronization can block all processes
- ▶ You have likely been intuitively avoiding this situation already

If one process tries to access a resource that a second process holds, and vice-versa, they can never make progress

We call this situation *deadlock*, and we'll look at:

- ▶ Definition and conditions necessary for deadlock
- ▶ Representation of deadlock conditions
- ▶ Approaches to dealing with deadlock

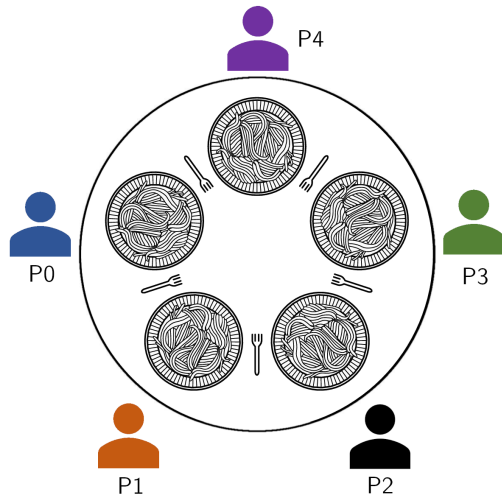
Dining Philosophers Problem

Philosophers spend their lives alternating thinking and eating

Don't interact with neighbors, occasionally eat

- ▶ Need 2 forks to eat
- ▶ Release both when done

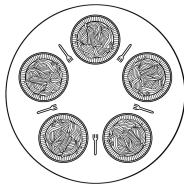
Can only pick up 1 fork at a time



Philosophers in Code (1)

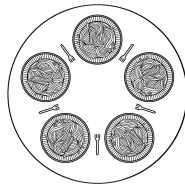
```
#define N 5 /* number of philosophers */

void philosopher(int i)    /* i: philosopher id, 0 to 4 */
{
    while (true) {
        think();           /* philosopher is thinking */
        take_fork(i);       /* take left fork */
        take_fork((i + 1) % N); /* take right fork */
        eat();              /* yum-yum, spaghetti */
        put_fork(i);        /* put left fork back on the table */
        put_fork((i + 1) % N); /* put right fork back on the table */
    }
}
```



Philosophers in Code (2)

```
semaphore forks[N]; /* semaphores for each fork,  
                    each initialized to 1 (omitted) */  
void take_fork(int i)  
{  
    forks[i].P(); /* wait for ith fork's semaphore */  
}  
  
void put_fork(int i)  
{  
    forks[i].V(); /* signal ith fork's semaphore */  
}
```



What is a problem with this algorithm?

How to Avoid Deadlock Here?

Multiple solutions exist

Simple one: allow at most 4 philosophers to sit simultaneously at the table

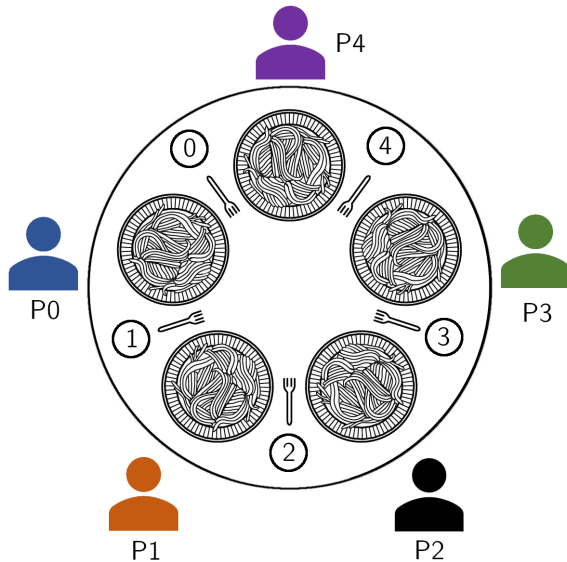
- ▶ With 5 forks for 4 philosophers, at all times one philosopher is guaranteed to be able to pick up both forks

Another solution: define a partial order for resources (forks)

- ▶ Number the forks
- ▶ Philosopher must always pick up lower-numbered fork first and then higher-numbered fork
- ▶ **What happens if the four lowest-numbered philosophers all pick up their lower-numbered fork?**
- ▶ Disadvantage
 - ▶ Not always practical, when the complete list of all resources is not known in advance

Third solution: all or none each time

Resource Ordering



2nd Attempt at Dining Philosopher Problem

```
#define N 5                                /* number of philosophers */
#define LEFT (i+N-1) % N                  /* i's left neighbor */
#define RIGHT (i+1) % N                   /* i's right neighbor */
enum State {THINKING, HUNGRY, EATING}; /* a philosopher's status */
enum State states[N]; /* keep track of each philosopher's status */
semaphore mutex = 1; /* mutual exclusion for critical section */
semaphore phis[N]; /* semaphore for each philosopher, init to 0 */

void philosopher(int i) /* i: philosopher id, 0 to N-1 */
{
    while (true) {
        think(); /* philosopher is thinking */
        take_forks(i); /* take both forks */
        eat(); /* yum-yum, spaghetti */
        put_forks(i); /* put both forks */
    }
}
```

2nd Attempt at Dining Philosopher Problem

```
void take_forks(int i) /* i: philosopher id, 0 to N-1 */
{
    mutex.P();          /* enter critical section */
    states[i] = HUNGRY; /* indicate philosopher is hungry */
    test(i);             /* try to acquire two forks */
    mutex.V();           /* exit critical section */
    phis[i].P();         /* block if forks not acquired */
}

void put_forks(int i) /* i: philosopher id, 0 to N-1 */
{
    mutex.P();          /* enter critical section */
    states[i] = THINKING; /* indicate i finished eating */
    test(LEFT);          /* see if left neighbor can eat now */
    test(RIGHT);          /* see if right neighbor can eat now */
    mutex.V();           /* exit critical section */
}
```

```
/* i: philosopher id, 0 to N-1 */
void test(int i)
{
    if (states[i] == HUNGRY &&
        states[LEFT] != EATING &&
        states[RIGHT] != EATING) {
        /* philosopher i can eat now */
        states[i] = EATING;
        /* signal i to proceed */
        phis[i].V();
    }
}
```

Notes for the 2nd Attempt Solution

What is the purpose of the `states` array?

- ▶ ... given that already have the semaphore array?
- ▶ A semaphore doesn't have operations for checking its value!

What if we don't use the `mutex` semaphore?

Why is the semaphore array for each philosopher?

- ▶ Our first attempt uses semaphore array for each *fork*

What if we put `phis[i].P()`; inside the critical section?

What if we don't call `test()` twice in `put_forks()`?

Deadlock Definition

Deadlock is a problem that can arise:

- ▶ When processes compete for access to limited resources
- ▶ When processes are incorrectly synchronized

Definition:

- ▶ Deadlock exists among a set of processes if every process is waiting for an event that can be caused only by another process in the set.

Deadlock Example

```
mutex_t m1, m2;

void p1(void *ignored) {
    lock(m1);
    lock(m2);
    /* critical section */
    unlock(m2);
    unlock(m1);
}

void p2(void *ignored) {
    lock(m2);
    lock(m1);
    /* critical section */
    unlock(m1);
    unlock(m2);
}
```

Deadlock Example

```
mutex_t m1, m2;
```

```
void p1(void *ignored) {  
    lock(m1);  
    lock(m2);  /* <----- here */  
    /* critical section */  
    unlock(m2);  
    unlock(m1);  
}
```

```
void p2(void *ignored) {  
    lock(m2);  
    lock(m1);  /* <----- here */  
    /* critical section */  
    unlock(m1);  
    unlock(m2);  
}
```

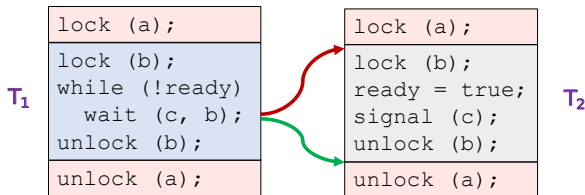
Deadlock Example

Can you have deadlock w/o mutexes?

Same problem with condition variables

- ▶ Suppose resource 1 managed by c_1 , resource 2 by c_2
- ▶ A has 1, waits on c_2 , B has 2, waits on c_1

Or w/ combined mutex/condition variable (tricky)



Deadlock Example

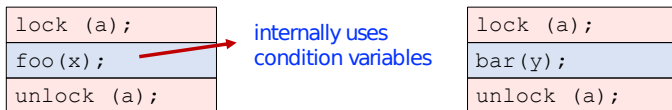
Can you have deadlock w/o mutexes?

Same problem with condition variables

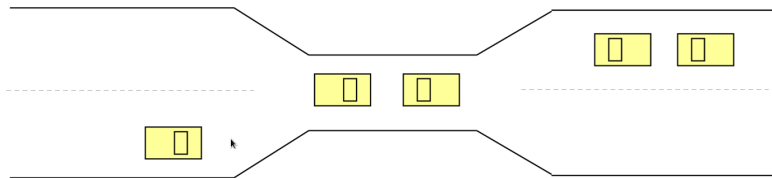
- ▶ Suppose resource 1 managed by c_1 , resource 2 by c_2
- ▶ A has 1, waits on c_2 , B has 2, waits on c_1

Or w/ combined mutex/condition variable (tricky)

Lesson: dangerous to hold locks when crossing boundaries!



Deadlocks Without Computers



Real issue is resources and how required

E.g., bridge only allows traffic in one direction

- ▶ Each section of a bridge can be viewed as a resource
- ▶ If a deadlock occurs, it can be resolved if one car backs up (preempt resources and rollback)
- ▶ Several cars may have to be backed up if a deadlock occurs
- ▶ Starvation is possible

Conditions for Deadlock

1. *Mutual exclusion*: At least one resource must be held in a non-sharable mode
2. *Hold and wait*: There must be one process holding one resource and waiting for another resource
3. *No preemption*: Resources cannot be preempted (critical sections cannot be aborted externally)
4. *Circular wait*: There must exist a set of processes $\{P_1, P_2, P_3, \dots, P_n\}$ such that P_1 is waiting for P_2 , P_2 for P_3 , etc.

All of 1–4 necessary for deadlock to occur

Two approaches to dealing with deadlock:

- ▶ Pro-active: prevention
- ▶ Reactive: detection + corrective action


Prevent by Eliminating One Condition


1. Mutual exclusion
 - ▶ Buy more resources, split into pieces, or virtualize to make “infinite” copies
 - ▶ Threads: threads have copy of registers = no lock
2. Hold and wait
 - ▶ Wait on all resources at once (must know in advance)
3. No preemption
 - ▶ Physical memory: virtualized with VM, can take physical page away and give to another process!
4. **Circular wait**
 - ▶ Single lock for entire system: (problems?)
 - ▶ Partial ordering of resources (next)

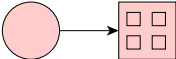
Resource Allocation Graph


View system as graph

- ▶ Processes and Resources are nodes
- ▶ Resource Requests and Assignments are edges

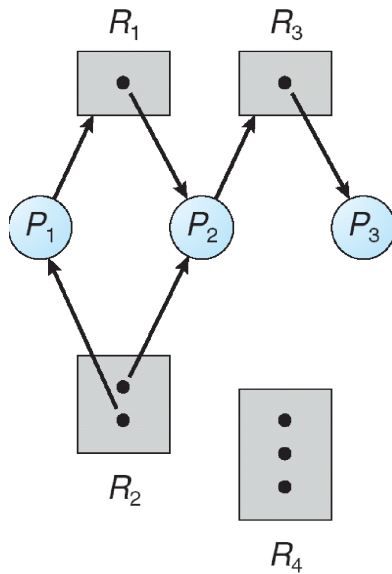
Process: 

Resource with 4 instances: 

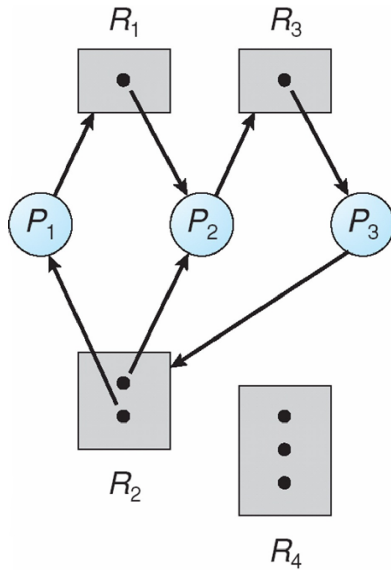
P_i requesting R_j : 

P_i holding instance of R_j : 

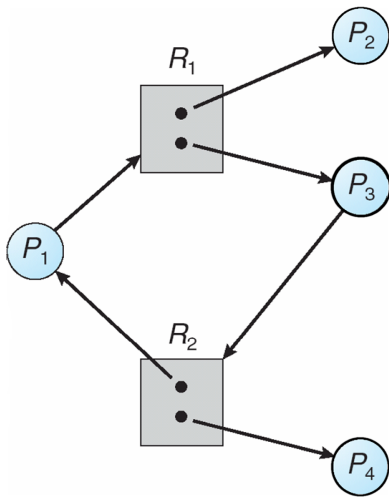
Example Resource Allocation Graph



Resource Allocation Graph with Deadlock

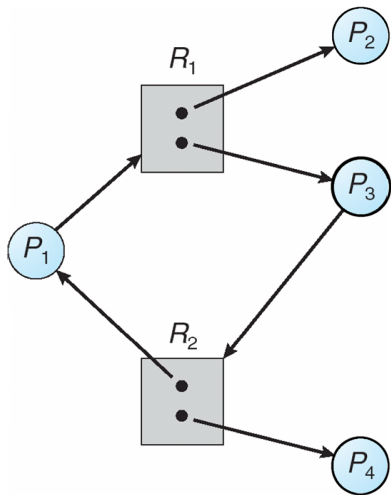


Is This Deadlock?

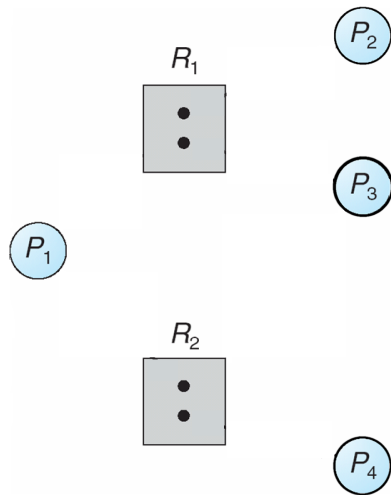


Is This Deadlock?

Before:



After:



Cycles and Deadlock

If graph has no cycles \implies no deadlock

If graph contains a cycle

- ▶ Definitely deadlock if only one instance per resource
 - ▶ “waits-for graph” (WFG)
- ▶ Otherwise, *maybe* deadlock, maybe not

Prevent deadlock with partial order on resources

- ▶ E.g., always acquire mutex m_1 before m_2
- ▶ Usually design locking discipline for application this way

Dealing With Deadlock

There are four approaches for dealing with deadlock:

- ▶ *Ignore it* – how lucky do you feel?
- ▶ *Prevention* – make it impossible for deadlock to happen
- ▶ *Avoidance* – control allocation of resources
- ▶ *Detection and Recovery* – look for a cycle in dependencies

Deadlock Avoidance

Avoidance

- ▶ Provide information in advance about what resources will be needed by processes to guarantee that deadlock will not happen
- ▶ System only grants resource requests if it knows that the process can obtain all resources it needs in future requests
- ▶ Avoids circularities (wait dependencies)

Tough

- ▶ Hard to determine all resources needed in advance
- ▶ Good theoretical problem, not as practical to use

Banker's Algorithm

The Banker's Algorithm is the classic approach to deadlock avoidance for resources with multiple units

1. Assign a *credit limit* to each customer (process)
 - ▶ Maximum credit claim must be stated in advance
2. Reject any request that leads to a *dangerous state*
 - ▶ A dangerous state is one where a sudden request by any customer for the full credit limit could lead to deadlock
 - ▶ A recursive reduction procedure recognizes dangerous states
3. In practice, the system must keep resource usage well below capacity to maintain a *resource surplus*
 - ▶ Rarely used in practice due to low resource utilization

Detection and Recovery

Detection and recovery

- ▶ If we don't have deadlock prevention or avoidance, then deadlock may occur
- ▶ In this case, we need to detect deadlock and recover from it

To do this, we need two algorithms

- ▶ One to determine whether a deadlock has occurred
- ▶ Another to recover from the deadlock

Possible, but expensive (time consuming)

- ▶ Implemented in VMS
- ▶ Run detection algorithm when resource request times out



VAX 11/780

Deadlock Detection

Detection

- ▶ Traverse the resource graph looking for cycles
- ▶ If a cycle is found, preempt resource (force a process to release)

Expensive

- ▶ Many processes and resources to traverse

Only invoke detection algorithm depending on

- ▶ How often or likely deadlock is
- ▶ How many processes are likely to be affected when it occurs

Deadlock Recovery

Once a deadlock is detected, we have two options. . .

1. Abort processes

- ▶ Abort all deadlocked processes
 - ▶ Processes need to start over again
- ▶ Abort one process at a time until cycle is eliminated
 - ▶ System needs to rerun detection after each abort

2. Preempt resources (force their release)

- ▶ Need to select process and resource to preempt
- ▶ Need to rollback process to previous state
- ▶ Need to prevent starvation

Deadlock Summary

Deadlock occurs when processes are waiting on each other and cannot make progress

- ▶ Cycles in Resource Allocation Graph (RAG)

Deadlock requires four conditions

- ▶ Mutual exclusion, hold and wait, no resource preemption, circular wait

Four approaches to dealing with deadlock:

- ▶ *Ignore it* – Living life on the edge
- ▶ *Prevention* – Make one of the four conditions impossible
- ▶ *Avoidance* – Banker's Algorithm (control allocation)
- ▶ *Detection and Recovery* – Look for a cycle, preempt or abort